

ADHAR SEEDING FOR E-KYC

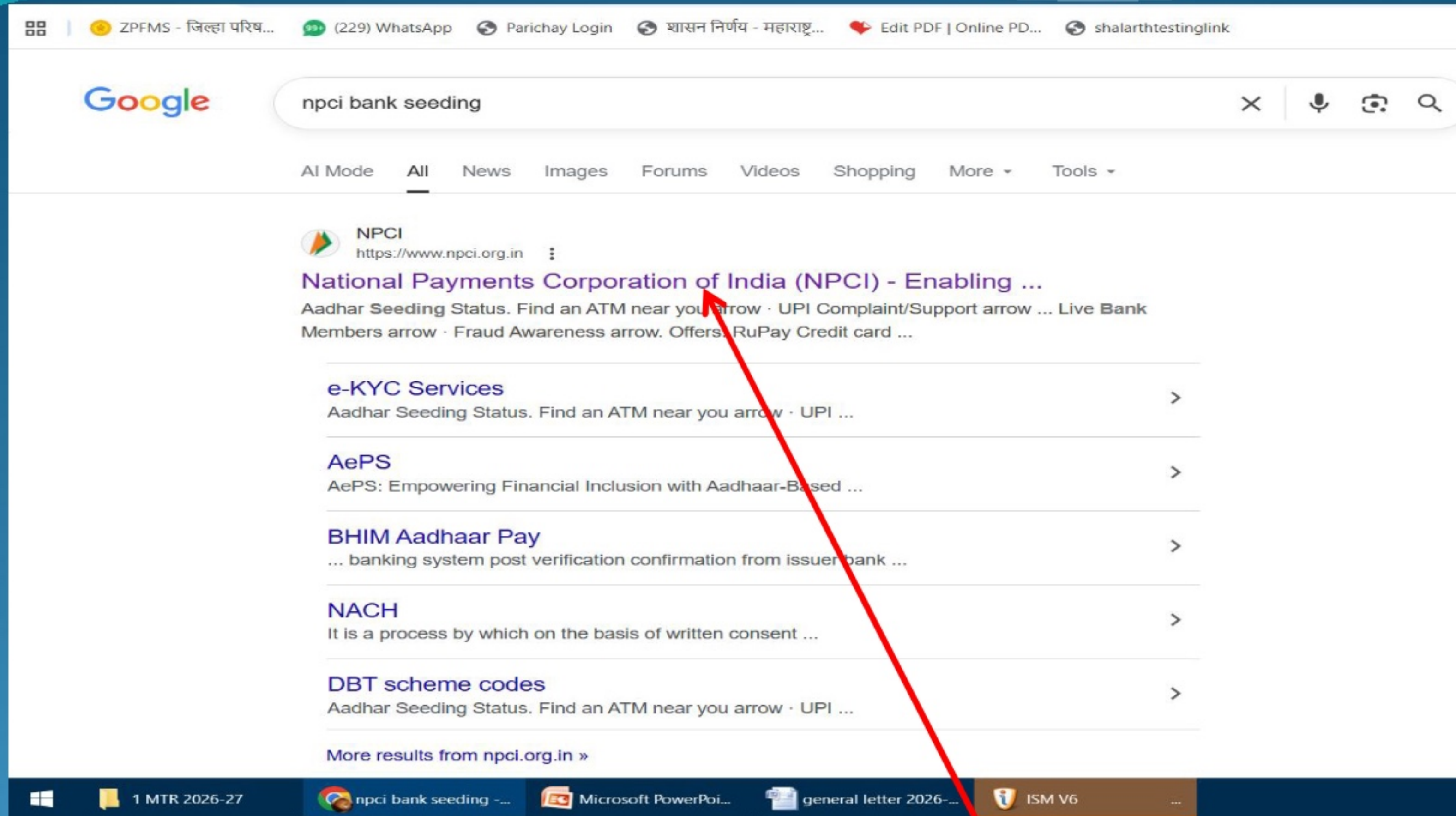
User Manual

Created by Sandip Jadhav

वित्त विभाग शासन परिपत्रक क्र. संकीर्ण-
2022/प्र.क्र.29/कोषा प्रशा-4 दि. 27.03.2026
नुसार प्रत्येक शासकीय / निमशासकीय अधिकारी /
कर्मचारी तसेच शालार्थ प्रणालीमध्ये वेतन घेणारे
(शिक्षक/शिक्षकेत्तर कर्मचारी यांचे वेतनाचे खाते E-
KYC करणेबाबत / E-KYC असलेले खातेमध्येच
वेतन अदायगी करणेबाबत शासनाचे निर्देश आहेत.

सदर E-KYC करण्यासाठी सर्वप्रथम आपले आधार कार्ड कोणत्या खातेशी संलग्नीत (Link) आहे. हे तपासावे लागेल व वेतनंचे खंतेशी संलग्नत करून घ्यावयाचे आहे.

ही प्रक्रीया पुर्ण केल्यानंतर जर आपण बँक मध्ये गेले तर बँक कमी वेळात आपल्याला E-KYC प्रमाणपत्र देऊ शकेल.



सर्वप्रथम आपले Google वर npc bank seeding असें type करावे. त्यानंतर
**National Payments Corporation of India (NPCI) -
Enabling ...** यावर Click करावे.

The screenshot shows the NPCI website homepage. The browser's address bar displays 'npci.org.in'. The navigation menu includes 'About NPCI', 'Customer', 'Business', and 'Statistics'. A red arrow points to the 'Customer' menu item. The main content area features the headline 'Where Every Payment Builds a Better Tomorrow' and two statistics: '650 Mn+ Transactions processed daily' and 'Over 30% Indians touched by one of our payment systems'. The taskbar at the bottom shows several open applications, including '1 MTR 2026-27', 'National Payments ...', 'Microsoft PowerPoi...', 'general letter 2026-...', and 'ISM V6'. The system tray shows the time as 10:27 and the date as 18-04-2026.

यानंतर वरीलपत्रमाणे Scean दिसेल. यामध्ये Customer यावर Curser न्यावे तयानंतर खालील प्रमाणे Screen दिसेल.

The screenshot shows the NPCI website (npci.org.in) with a navigation menu open. The 'Get Help' section is expanded, and the 'Bharat Aadhaar Seeding Enabler (BASE)' link is highlighted with a red arrow. Other links in the menu include 'UPI Complaint', 'Other Product Complaint', 'NETC FASTag Status', 'Find an ATM', 'Learning Centre', 'Offers', 'Frequently Asked Questions', and 'Connect to NPCI'. The website header includes the NPCI logo and navigation links like 'About NPCI', 'Customer', 'Business', and 'Statistics'. The main content area features statistics: '650 Mn+ Transactions processed daily' and 'Over 30% Indians touched by one of our payment systems'. The browser's taskbar at the bottom shows several open applications and the system clock.

यामध्ये **bharat Adhar Seeding Enable (BASE)** यावर Click करावे.
यानंतर खालीलप्रमाणे Screen दिसेल.

base.npci.org.in/base/homepage

NPCI
भारतीय राष्ट्रीय भुगतान निगम
NATIONAL INSTUMENTS CORPORATION OF INDIA

BASE
BHARAT AADHAAR SEEDING ENABLER

Session Expires in 07:14

Welcome to Bharat Aadhaar Seeding Enabler

Currently, this process is primarily carried out using physical request forms and a semi-automated process. In order to facilitate a DBT beneficiary to manage the seeding process seamlessly and be in control of the account to which the benefits shall flow, it has been decided to set up a seeding platform. This shall be the interface between various channels through which Aadhaar seeding requests can be raised, NPCI mapper, and the banks. Definition Aadhaar linking: Linking Aadhaar number to an account number. The customer can link their Aadhaar number to multiple bank accounts. Aadhaar seeding: Seeding is the process by which the bank will update the Aadhaar number in the NPCI mapper. Seeding is done only with the express consent (written or in electronic form) of the customer

Visitors Count : 2024177

@2026 NPCI. All Rights Reserved

NACH
NATIONAL AUTOMATED CLEARING HOUSE

याठिकाणी सर्वप्रथम डाव्या बाजूला Aadhaar Mapped Status यावर Click करावे. यानंतर खालीलप्रमाणे Screen दिसेल.

या ठिकाणी आपला Aadhaar Number टाकून खालील Captcha पाहून जशाचा तसा Enter above CAPTCHA या ठिकाणी टाकावा. व Check Status यावर Click करावे. यानंतर खालीलप्रमाणे Screen दिसेल.

(628) WhatsApp x Microsoft Word - PATRAVAVHA x (2003) Maharashtra, UP ते Tamil x npci bank seeding - Google Se x NACH System. x + Ask Gemini x

base.npci.org.in/base/verifyOtp

ZPFMS - जिल्हा परिष... (229) WhatsApp Parichay Login शासन निर्णय - महाराष्ट्र... Edit PDF | Online PD... shalarthtestinglink

NPCI
NATIONAL INDEMNITY CORPORATION OF INDIA

Home
Aadhaar Seeding/Deseeding
Account Details
Aadhaar Mapped Status
Aadhaar Mapping History
Request Status Check
HELP

Powered By
NACH
NATIONAL AUTOMATED CLEARING HOUSE

BASE
BHARAT AADHAAR SEEDING ENABLER

Session Expires in 07 : 27

Aadhaar 6-digit OTP sent to your registered mobile number ending with : *****6559. Please enter below to proceed.

Enter OTP

• • • • • •

Confirm Cancel

English

@2026 NPCI. All Rights Reserved

1 MTR 2026-27 NACH System. - Go... Microsoft PowerPoi... general letter 2026-... ISM V6

ENG 10:40 18-04-2026

या नंतर अंपले Adhaar Number शी Link असलेल्या mobile Number वर OTP जाईल. सदर OTP टाकून Confirm यावर Click केल्यानंतर आपणास खालील Screen दिसेल.

base.npci.org.in/base/verifyOtp

Session Expires in 06 : 53

Aadhaar Mapped Status

| | |
|--------------------|-----------------|
| Aadhaar Number: | XXXX-XXXX-7660 |
| Mapping Status: | Enabled for DBT |
| Bank Name: | HDFC BANK LTD |
| Last Updated Date: | 2016-07-07 |
| Mandate Flag: | Y |
| Mandate Date: | 05-Jul-2016 |
| Od Flag: | N |
| Od Avail Date: | NOT Applicable |

@2026 NPCI. All Rights Reserved

1 MTR 2026 27 NACH System. Go... Microsoft PowerPoi... general letter 2026 ... ISM V6

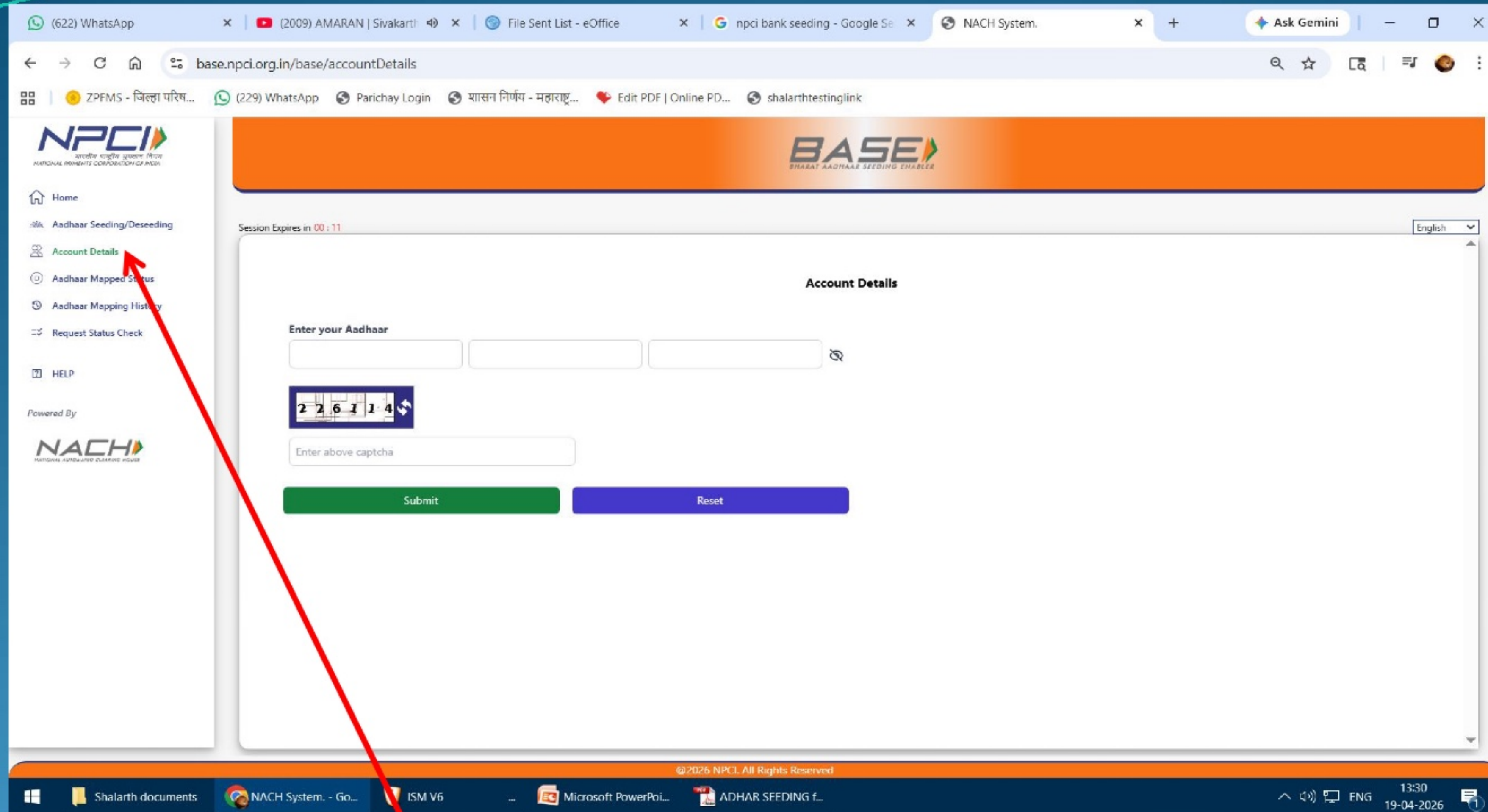
ENG 10:41 18-04-2026

याठिकाणी आपले Adhaar Number ज्या खातेशी संलग्नीत (Link) आहे त्या बँक चे नाव दिसेल.

जर आपले Adhaar number हे वेतनाचे खाते असलेल्या बँक सोबत संलग्नीत (Link) दिसत असेल तर संबंधीत बँक चे संबंधीत शाखेमध्ये जाऊन E-KYC करून घ्यावी.

जर वेगळ्याच बँक सोबत संलग्नीत (Link) दिसत असेल तर खालीलप्रमाणे कार्यवाही करावी.

जर एकाच बँकमध्ये दोन खाते असतील
तर नेमके कोणत्या खातेसोबत
संलग्नीत (Link) आहे हे
तपासणेकरीता खालीलप्रमाणे कार्यवाही
करावी.



Account details यावर Click करून Adhaar क्रमांक व Captcha टाकून Submit यावर Click केल्यास खालीलप्रमाणे Screen दिसेल.

base.npci.org.in/base/accountDetails

Session Expires in 01:11

Account Details

| | |
|----------------------|-------------------------|
| Aadhaar Number: | XXXX-XXXX-6555 |
| Bank Name: | BANK OF MAHARASHTRA |
| Account Number: | XXXX-XXXX-4895 |
| Account Holder Name: | MX.XAXDXPXGXJXNXNXJDXAX |
| Acc Type: | Savings account |

©2026 NPCL All Rights Reserved

Shalarth documents | NACH System. - Go... | ISM V6 | Microsoft PowerPoi... | ADHAR SEEDING | 13:29 19-04-2026

त्यानंतर आपला आधार क्रमांक नेमक्या कोणत्या खातेशी संलग्नीत आहे ते दिसेल.

The screenshot displays the NPCI BASE website interface. The left sidebar contains a menu with the following items: Home, Aadhaar Seeding/Deseeding (highlighted with a red arrow), Account Details, Aadhaar Mapped Status, Aadhaar Mapping History, Request Status Check, and HELP. The main content area is titled 'Request for Aadhaar Seeding/Deseeding' and includes a session expiration timer (05:13), a language dropdown (English), and a form with the following fields: 'Enter your Aadhaar' (three input boxes), 'Request for Aadhaar' (radio buttons for Seeding and De-Seeding), 'Select Your Bank' (a dropdown menu), 'Account Number' (one input box), and 'Confirm Account Number' (one input box). Below the form is a consent checkbox and a captcha image with the text 'Enter above captcha'. The footer of the page shows the copyright notice '@2026 NPCI. All Rights Reserved' and the system tray with the date '18-04-2026' and time '10:53'.

जर वेगळ्याच बँक सोबत संलग्नीत (Link) दिसत असेल तर Adhaar Seeding /deseeding यावर Click करावे.

The screenshot shows the NPCI BASE website interface. The main heading is "Request for Aadhaar Seeding/De seeding". The form contains the following fields and options:

- Enter your Aadhaar:** Three input fields with placeholder text "XXXX", "XXXX", and "7660".
- Request for Aadhaar:** Radio buttons for "Seeding" (selected) and "De Seeding".
- Select Your Bank:** A dropdown menu showing "STATE BANK OF INDIA".
- Seeding Type:** Radio buttons for "Fresh Seeding", "Movement - Same bank with another account", and "Movement - from one bank to other bank" (selected).
- Account Number:** An input field with placeholder text "XXXXXXXXXX".
- Confirm Account Number:** An input field with placeholder text "XXXXXXXXXX".
- Consent:** A checkbox with a text block: "By submitting my Aadhaar number, bank account number and other details (XXXXXXXXXX7660/XXXXXXXXXX3572) on this Platform, I voluntarily and with my own free will, agree and give my consent for the use of Information, including my Aadhaar number, for the purpose of authentication from UIDAI and for carrying out seeding enquiry or seeding it with the bank of my choosing STATE BANK OF INDIA. I agree with and understand that, for the purpose of such authentication and Aadhaar seeding, the details submitted by me shall be sent to UIDAI and the Bank, to confirm the authenticity of my Aadhaar number and link the Aadhaar number with the Bank as per the information submitted by me, respectively. I agree with and acknowledge that I shall not hold NPCI responsible for the Bank rejecting my request due any reason whatsoever, and I agree that NPCI shall not be held liable for any loss resulting therefrom. I wish to link my Aadhaar number with NPCI mapper to enable me to receive Direct Benefit Transfer (DBT) including LPG Subsidy from Govt. of India (GOI) in my above account. I understand that if more than one Benefit transfer is due to me, I will receive all the benefit transfers in the same account. (only for customer who have not so far seeded account with NPCI Mapper)." Below this is a CAPTCHA image showing the numbers "0 3 4 7 9".
- Buttons:** "Submit" (green) and "Reset" (purple).

याठिकाणी प्रथम Seeding ला Click करून नंतर वेतनाचे खाते असलेली बँक निवडावे. त्यानंतर Seeding Type यामध्ये movement from one bank to other bank यासमोरील Check box ला Tick करावे. त्यानंतर वेतनाचा खाते क्रमांक दोन वेळा टाकावा. Message समोरील Check box ला Tick करून खालील Captcha टाकून Submit ला Click करावे.

The screenshot shows the NPCI BASE website interface for requesting Aadhaar seeding. The form is titled "Request for Aadhaar Seeding/De seeding". It includes the following fields and options:

- Enter your Aadhaar:** Three input fields for the Aadhaar number (XXXX, XXXX, 7660).
- Request for Aadhaar:** Radio buttons for "Seeding" (selected) and "De Seeding".
- Select Your Bank:** A dropdown menu showing "STATE BANK OF INDIA".
- Seeding Type:** Radio buttons for "Fresh Seeding", "Movement - Same bank with another account", and "Movement - from one bank to other bank" (selected).
- Account Number:** An input field with "XXXXXXXXXX".
- Confirm Account Number:** An input field with "XXXXXXXXXX".
- Consent:** A checkbox with the text: "By submitting my Aadhaar number, bank account number and other details (XXXXXXXXXX7660/XXXXXXXXXX3572) on this Platform, I voluntarily and with my own free will, agree and give my consent for the use of Information, including my Aadhaar number, for the purpose of authentication from UIDAI and for carrying out seeding enquiry or seeding it with the bank of my choosing STATE BANK OF INDIA. I agree with and understand that, for the purpose of such authentication and Aadhaar seeding, the details submitted by me shall be sent to UIDAI and the Bank, to confirm the authenticity of my Aadhaar number and link the Aadhaar number with the bank account held with the Bank as per the information submitted by me, respectively. I agree with and acknowledge that I shall not hold NPCI responsible for the Bank rejecting my request due any reason whatsoever, and I agree that NPCI shall not be held liable for any loss resulting therefrom. I wish to link my Aadhaar number with NPCI mapper to enable me to receive Direct Benefit Transfer (DBT) including LPG Subsidy from Govt. of India (GOI) in my above account. I understand that if more than one benefit transfer is due to me, I will receive all the benefit transfers in the same account. (only for customer who have not so far seeded account with NPCI Mapper)." (The checkbox is currently unchecked).
- Captcha:** A captcha image showing "03479" and an input field with "03479".
- Buttons:** "Submit" (green) and "Reset" (purple).

जर एकाच बँक मध्ये दोन खाते असल्यास याठिकाणी प्रथम Seeding ला Click करून नंतर वेतनाचे खाते असलेली बँक निवडावे. त्यानंतर Seeding Type यामध्ये movement Same bank with another account यासमोरील Check box ला Tick करावे. त्यानंतर वेतनाचा खाते क्रमांक दोन वेळा टाकावा. Message समोरील Check box ला Tick करून खालील Captcha टाकून Submit ला Click करावे.

The screenshot shows a web browser window with the URL base.npci.org.in/base/seedingRequest. The page displays the NACH System interface with a sidebar on the left and a main content area. A modal dialog box is open in the center, displaying the following text:

The Terms or any part thereof shall not be considered waived, and no breach occurred, unless such waiver or consent for such waiver is in writing and signed by NPCI. Any failure to enforce or exercise a right or provision of this Terms shall not constitute as a waiver by NPCI. Receipt of any such waiver or consent to waive, shall not constitute as a waiver or consent to waive, or as an excuse for any different, subsequent, or consequent breach.

Severability
If any provision of these Terms is held by a court of competent jurisdiction to be unenforceable under applicable law, then such provision will be excluded from these Terms and the remainder of these Terms will be interpreted as if such provision were so excluded and will be enforceable in accordance with its terms; provided however that, in such event, these Terms will be interpreted so as to give effect to the greatest intent consistent with and permitted by applicable law, to the meaning and intention of the excluded provision as determined by such court of competent jurisdiction.

Grievance Redressal
If there are any grievances in respect of the use or access of the Website, and any violation of the Terms, you may approach the Grievance Officer appointed for this purpose:
Name : DBT Call - NACH Operations
E-mail : npciddo@npci.org.in
Address: National Payments Corporation of India
DBT Call - NACH Operations
Plot No. 8/DB, 2nd Floor,
1st Cross, 2nd Extension
Siruseri IT Park,
Siruseri, Chennai - 603108

In the event you wish to contact the Member Bank, you may proceed to do so by accessing the Member Bank's platform and the related policies made available thereon by the Member Bank for grievance redressal of its Customers, with respect to the Services.

Dispute Resolution
In case of any dispute, controversy or claim arising under this Terms or in relation to the Website, the parties shall endeavor to resolve the same amicably. The aggrieved party shall issue notice to the other party, and the parties shall aim to resolve the dispute amicably within 30 days of receipt of such notice of dispute by the other party. In the event of failure to resolve the dispute in such an amicable manner, the parties shall submit to the exclusive jurisdiction of the courts of Mumbai, India.

Governing Law and Jurisdiction
These Terms are governed by the laws of India, without reference to any conflict of laws principles and with an exclusive jurisdiction to the competent courts of Mumbai, Maharashtra.

I agree to use my Aadhaar and bank account details.

By clicking agree, you agree to give your consent to the above terms and conditions.

Buttons: **Agree and Continue** (green), **Disagree** (red)

यानंतर वरीलप्रमाणे Disclaimer येईल त्यावर Accept and Continue यावर Click करावे.

(629) WhatsApp x Microsoft Word - PATRAVAVHA x (2003) Maharashtra, UP ते Tamil x npci bank seeding - Google Se x NACH System. x + Ask Gemini x

base.npci.org.in/base/verifyOtp

ZPFMS - जिल्हा परिष... (229) WhatsApp Parichay Login शासन निर्णय - महाराष्ट्र... Edit PDF | Online PD... shalarthtestinglink

NPCI
NATIONAL PAYMENTS CORPORATION OF INDIA

BASE
BHARAT AADHAAR SEEDING ENABLED

Home
Aadhaar Seeding/Unseeding
Account Details
Aadhaar Mapped Status
Aadhaar Mapping History
Request Status Check
HELP

Powered By
NACH
NATIONAL AADHAAR SEEDING ENABLED


Session Expires in 05 : 55

Aadhaar 6-digit OTP sent to your registered mobile number ending with : *****6559.
Please enter below to proceed.

Enter OTP

1

Confirm Cancel



@2026 NPCI. All Rights Reserved

Sevarth 2025-26 NACH System. - Go... Microsoft PowerPoi... general letter 2026-... ISM V6 Employee Statistics... LPC Akil sir.pdf - Ad... ENG 11:15 18-04-2026

यानंतर Adhaar सोबत register असलेला mobiler Number वर आलेला
OTP टाकून Confirm यावर Click करावे.

The screenshot shows a web browser window with the URL base.npci.org.in/base/verifyOtp. The page features the NPCI logo on the left and the BASE logo at the top. A central alert box contains the following text: "Your Aadhaar Number is currently mapped to HDFC BANK LTD. Please click ok to proceed with STATE BANK OF INDIA". Below the text are two buttons: a green "Confirm" button and a purple "Cancel" button. A red arrow points from the bottom of the screen to the "Confirm" button. The browser's taskbar at the bottom shows several open applications, including "Sevarth 2025-26", "NACH System. - Go...", "Microsoft PowerPoi...", "general letter 2026 ...", "ISM V6", "Employee Statistics...", and "LPC Akil sir.pdf - Ad...". The system tray on the right shows the date "18-04-2026" and time "11:16".

जुन्या बँक सोबत Deseeding करून वेतनाचे खाते असलेल्या बँक खाते ला (Link) करतांना याप्रमाणे Alert Massage येईल यावर Confirm ला Click करावे.

base.npci.org.in/base/verifyOtp

Session Expires in 07 : 34

Aadhaar Mapped Status

| | |
|--------------------|---------------------|
| Aadhaar Number: | XXXX-XXXX-7660 |
| Mapping Status: | Enabled for DBT |
| Bank Name: | STATE BANK OF INDIA |
| Last Updated Date: | 2026-04-18 |
| Mandate Flag: | Y |
| Mandate Date: | 18-Apr-2026 |
| Od Flag: | N |
| Od Avail Date: | NOT Applicable |

@ 2026 NPCL All Rights Reserved

11:50
18-04-2026

याप्रमाणे वेतनाचे खाते असलेल्या बँक सोबत Adhaar Seeding झालेले दिसेल.

!!! धन्यवाद !!!